

# 5 PLUS PROMISE

5 SERVICES + 3 MOTs

5 YEARS' WARRANTY

5 YEARS' ROADSIDE ASSIST



# The California Brochure



Commercial  
Vehicles

# The ideal camper for every situation

The California is available in three trims: Beach Camper, Coast, and Ocean. A version for every campervan lover.

Equal in innovation to the latest Volkswagen Commercial Vehicles, it's the first California with a plug-in hybrid option and 4MOTION all-wheel drive.

The California is the essential campervan, a complete all-rounder ideal for adventures great and small.



# Beach, Coast, and Ocean

## California Beach Camper

The Beach Camper is equipped with three individual seats in the rear; the backrests of the two outer rear seats can be folded back completely. This creates two additional sleeping spaces in the living area. It also features an external 230-volt shore power connection and a compact mini-kitchen which extends from the rear and is shielded by the boot lid. eHybrid Beach models have 2 individual seats in the rear.

## California Ocean

Our flagship camper, the California Ocean offers all the features of the Coast and then some. Like the exclusive Mélange Raven sustainable seat fabric with embroidered details, heated seats, an auxiliary air heater, satellite navigation system, a large roof stowage box, and ambient lighting.

## California Coast

The four-seater California Coast will feature a redesigned kitchenette on the passenger's side, with cabinets, a sink, a single-ring gas cooker, and a cool box. All in a compact design that allows access to the left sliding door. The extremely stable fold-out bed measures 1,980 x 1,060 mm.





## Redefining the campervan

Every model of the California will now feature two sliding doors as standard, for versatility and ease of access. A pop-up roof will be standard too, with a window and large opening at the front and two additional side windows with mosquito nets in the bellows.

In the rear, you'll find individual seats that can be positioned to your personal preferences, leaving space for additional cargo, like a bike.

# Built on solid foundations



While nodding stylistically to their iconic heritage, the California vehicles will now be built on the innovative modular transverse matrix (MQB) platform used on the long Multivan.

This means they will feature the same broad range of driver assist systems, from oncoming vehicle braking to Travel Assist semi-automated driving assistance.

Longer than its predecessor, the California measures 5,173 mm in length (previously 4,904 mm), but at the same height, it remains suitable for most multi-storey car parks.

Build your own

Find a Van Centre

Test drive

Offers & Finance



California

# Driving innovation

Meet the first California with a plug-in hybrid and 4MOTION all-wheel drive system.

The California range is powered by three different systems, a turbo diesel (TDI) engine, a turbocharged petrol engine (TSI), and the new plug-in hybrid drive (eHybrid) which can operate as fully electric for everyday use.

The eHybrid model uses the combined efficiency of an electric motor and a high-tech TSI engine for maximum range and a towing capacity of up to 1,570 kg for the eHybrid powertrain and up to 2,000 kg for the TDI and TSI powertrains. Perfect for globetrotters with boats or motorbikes in tow.

All of these drivetrains can be combined with all trim levels and are coupled with a DSG automatic gearbox.

---

TDI 110 kW (150 PS)

---

TSI 150 kW (204 PS)

---

eHybrid 180 kW (245 PS)

---



# The iconic two-tone paint finish

In addition to eleven single-tone finishes, the California is available in three classic two-tone combinations: Mono Silver/Energetic Orange metallic, Deep Black Pearl/Fontana Red metallic, and Candy White solid/Starlight Blue metallic.

The pop-up roof is configurable in three colours: Toffee Brown, Glacier Blue, and Basalt Grey. Choose from several different 16-inch, 17-inch, 18-inch, and for the first time 19-inch alloy wheels.





# All new interior architecture

The California has the most spacious interior yet. The California Beach will feature the same modular interior concept as the Multivan.



Light sleepers will benefit from an enhanced blackout system across the range, with removable storage pockets being added for the rear side windows, integrated roller blinds on the sliding doors and boot lid, magnetic shades for the front side windows and a new integrated windscreen shade\*.

\*In the Coast and Ocean models, these are upgraded to new-design thermal shades and an insulated shade respectively.

# Coast and Ocean



The Coast and Ocean models also feature an improved kitchenette, finished in a two-tone Platinum Sandwich/ Raven Brushed trim. As well as being far more space-efficient, it now features a pull-out cool box. The gas cylinder is now much easier to access via a small door in the load compartment.

# Beach Camper



Fold-out mini-kitchen standard in the California Beach Camper

Beach Camper has a versatile slide out kitchen module in the rear load area. It includes a single ring gas burner, cutlery drawer and additional storage as well as a 230v power socket. The rear location allows the user be sheltered by the open tailgate.



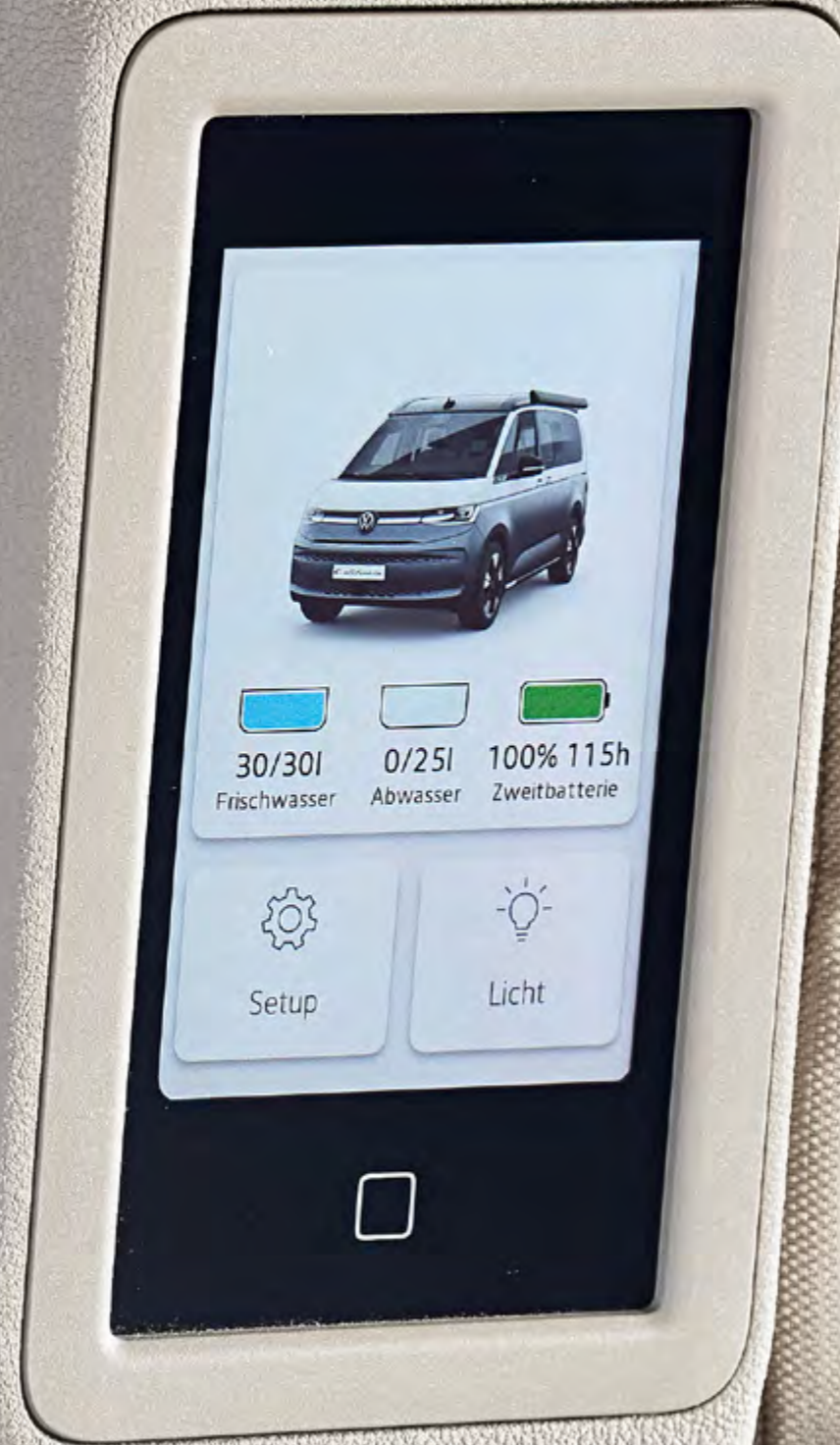
Fold-out mini-kitchen standard in the California Beach Camper

# Innovative control

Last but certainly not least, the California camper functions can be controlled via the main infotainment display at the front of the vehicle; via the new 5-inch van control unit in the C-pillar of the vehicle; or via the California app\*.

You can access all camping-relevant features via the 5-inch touch display, including fresh water and wastewater levels, interior lighting functions, power supply status, cool box controls, and the auxiliary heater.

Camping mode will deactivate the Coming Home and Leaving Home functions when the vehicle is opened and closed on a campsite. You can even turn off all LED background lighting with a double-tap, like you're in a luxury hotel.



\*Certain functionality will only apply to certain trims.

# Highlight features of the California



## Based on the long Multivan

Manual pop-up roof as standard on California Beach Camper; electro-hydraulic pop-up roof as standard on California Coast and Ocean models with bellow in a choice of three colours, new colour: Toffee Brown

Blackout blinds as standard

Weight reduced awning with lockable housing and integrated crank

Bellow with 3 windows and 1 front opening

Sliding doors on both sides of the vehicle for added comfort and flexibility in camping and everyday use

Previous 2-seater bench is replaced by 2/3 modular single seats

Awning available for the left or right side of the vehicle

Practical cool box accessible from outside and inside

Monitoring and control of the camper functions via 3 touch points: Camper control unit, infotainment system, California app

Vehicle height under 2.0 m (even with awning)

Drawer compartments underneath the swivel seats in the cockpit and the single seats in the passenger compartment

Privacy glazing (65 % light absorbing in the living area)

Elimination of gear and handbrake levers for greater freedom of movement and more available space

Warm white ambient lighting all-around the roof frame, dimmable via touch control

Numerous stowage options

Fold-out mini-kitchen in the rear<sup>2</sup>, with 1-burner gas cooker, cutlery drawer and large stowage tray

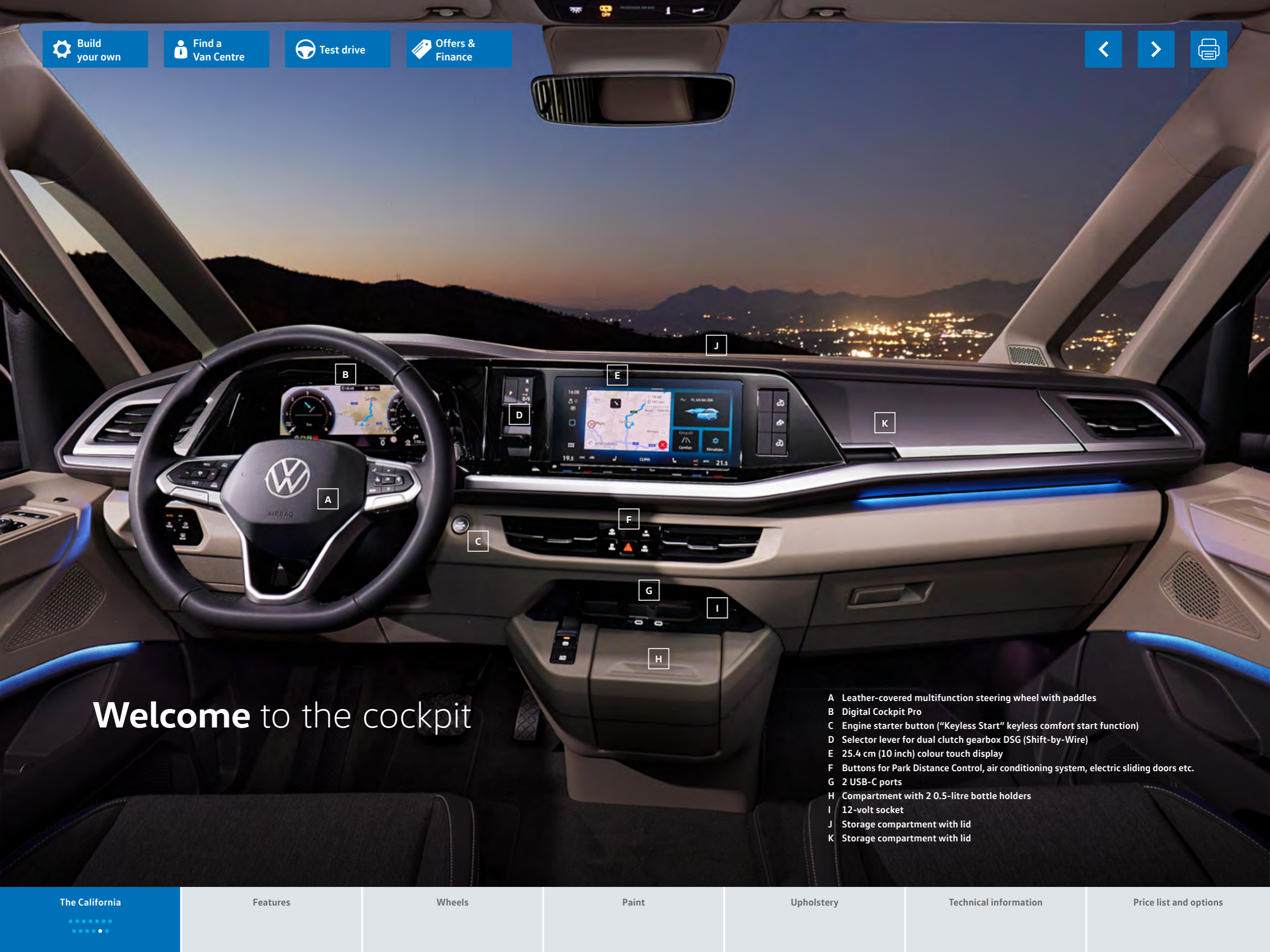
Kitchenette<sup>1</sup> with versatile folding table and 230-V socket for cooking in the open air

45 watt USB charging socket

Large luggage compartment

Fresh water tank capacity increased by 5 - now 29 litres

<sup>1</sup> Kitchenette with folding table = standard equipment for California Coast and California Ocean.  
<sup>2</sup> Fold-out mini-kitchen with gas cooker in the rear = standard equipment for California Beach Camper.



# Welcome to the cockpit

- A Leather-covered multifunction steering wheel with paddles
- B Digital Cockpit Pro
- C Engine starter button ("Keyless Start" keyless comfort start function)
- D Selector lever for dual clutch gearbox DSG (Shift-by-Wire)
- E 25.4 cm (10 inch) colour touch display
- F Buttons for Park Distance Control, air conditioning system, electric sliding doors etc.
- G 2 USB-C ports
- H Compartment with 2 0.5-litre bottle holders
- I 12-volt socket
- J Storage compartment with lid
- K Storage compartment with lid

Build your own

Find a Van Centre

Test drive

Offers & Finance



# The California Now with the 5 Plus Promise included

The California campervan comes with our 5 Plus Promise as standard.

Featuring 5 services + 3 MOTs, 5 years' Warranty and 5 years' Roadside Assistance for added peace of mind.

# 5 PLUS PROMISE

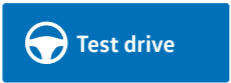
5 SERVICES + 3 MOTs

5 YEARS' WARRANTY

5 YEARS' ROADSIDE ASSIST



Covers first 5 consecutive services, limited to: 3 x Oil Service, 2 x Oil & Inspection Service with Pollen Filter, 3 x MOTs. Additional work, including wear and tear, is excluded. Warranty: earlier of 5 years or 124,000 miles. Servicing must be carried out in line with the requirements of the service schedule and all servicing and warranty work must be carried out at a Volkswagen Commercial Vehicles Authorised Repairer. Warranty exclusions apply (including shorter warranty period for components subject to wear and tear, mechanical adjustments (6 months/6,500 miles) and windscreen (1 month/600 miles). Roadside Assistance: excludes costs of parts, garage, labour or other costs in excess of specified limits. Other limitations & exclusions apply. See Roadside Assistance Handbook for full details. Servicing & MOTs administered by Volkswagen Commercial Vehicles Financial Services. Warranty administered by Volkswagen Commercial Vehicles UK. Roadside Assistance administered by AA.



# California

## Beach Camper

### Exterior features

- 65% darkened windows in the passenger compartment
- Awning on left side, with black housing
- Black gloss painted trim between the headlights
- Exterior mirror housings in Glossy Black
- Front fog lights
- Laminated-glass windscreen, heat-insulating and noise damping
- Manual pop-up roof, with 3 windows and 1 front opening, bellow in Basalt Grey
- Sliding door, left and right side, with sliding window

### Interior features

- 3 single seats in the rear cabin with integral seat belt and sleeping mat
- 2 rear seats in rear cabin with integral seat belt and sleeping mat for eHybrid model
- Air conditioning system with manual control in cab, with auxiliary heater for load/passenger compartment
- Height-adjustable swivel seats for driver and front passenger, with armrests (both sides), lumbar support (power adjustment), drawer compartment, without folding table at the back
- Reading light for front passenger
- "Scale Light Grey" decorative inserts
- Two-tone fabric seat covers in "Bright Dots" design

### Wheels

- 16" "Syrakus" alloy wheels 6.5\*
- 16-inch disc brake front and rear
- Standard suspension and shock absorption
- Tool kit and Tyre Mobility Set (in the luggage compartment)

### Driver assistance and safety features

- Alternator 60 A\*\*
- Adaptive Cruise control system
- Anti-theft alarm and electronic immobilizer
- Central locking system with the "Keyless Start" keyless comfort start function, with SAFELock
- Charging cable mode 3, type 2/3, 16 A\*\*
- Daytime running lights switch with automatic lightning control
- Driver Alert System
- Driver and front passenger airbags with front passenger airbag deactivation
- Dynamic headlight range control
- Dynamic Road Sign Display
- eCall Emergency System
- First aid kit, warning triangle and safety vest
- "Front Assist" autonomous emergency braking with pedestrian and cyclist detection
- Front and rear parking sensors
- Front and rear seat belt warning
- High beam assist
- Interior rear view mirror, auto dimming
- Leather-covered multifunction steering wheel with paddles
- Lane departure warning "Lane Assist"
- LED main headlights with LED daytime running lights
- LED tail light clusters
- Side and curtain airbags for driver and front passenger, curtain airbags for the outer seats in the back and front centre airbag
- Speed limiter and "Intelligent Speed Assist"
- Sun visors with mirror, illuminated, ticket holder on the driver's side, with airbag label on the sun visor and B-pillar
- Swerve support and turn-off assist
- Tyre Pressure Monitoring System
- Windshield wiper intermittent control, 4 stages, for windshield wipers with rain sensor

### Infotainment and connectivity

- 2 USB-C ports at the front, 4 USB-C charging ports in the passenger compartment (45 watt)
- 8 loudspeakers (passive)
- App-Connect including App-Connect Wireless for Apple CarPlay™ and Android Auto™
- Digital Cockpit Pro
- Radio "Ready 2 Discover" with 25.4 cm (10-inch) colour touch screen incl. Streaming & Internet and DAB+

### Camping equipment

- 230-V inlet with charging feature for vehicle batteries and 230-V 3 pin socket in the interior
- Camper control unit (in the right C-pillar)
- Camping table (underneath the bed extension) and 2 folding chairs (in the tailgate)
- Drawer compartments underneath the exterior seats in the passenger compartment and 2 waste containers
- External 230V power input socket
- Folding lower bed 1,980mm x 1,330mm (200kg load capacity)
- Fold-out mini-kitchen in the rear with 1-burner gas cooker
- Fuel-fired parking heater
- Gooseneck lamp (LED) for loft bed
- Interior blackout system: hooded curtain for windshield, magnetic curtains for front side windows, roller blinds for tailgate and sliding doors, stowage bags between C- and D-pillar
- Roof top bed 2,054mm x 1,137mm (200kg load capacity)
- Technical box with additional battery (40Ah LiFePo) and 230-V outlet
- Ventilation grilles for driver and passenger windows

\* eHybrid models come with 17" "Dundrod" alloy wheels in silver as standard. \*\* on ehybrid Beach Camper.

California Coast (in addition to Beach Camper)

Interior features

2 single rear passenger seats with integral seat belt and sleeping mat
Climatronic 3-zone air conditioning system
Drawer compartments underneath the exterior seats in the passenger compartment and 2 waste containers
Height-adjustable swivel seats for driver and front passenger, with armrests (both sides), lumbar support (power adjustment), drawer compartment, without folding table at the back
"Scale Light Grey" decorative inserts
Two-tone fabric seat covers in "Ribella" design

Camping equipment

2nd and 3rd additional battery with LV voltage converter (40Ah LiFePo)
Electrohydraulic pop-up roof, with 3 windows and 1 front opening, bellow in Basalt Grey
Fresh water tank, with water level sensor: 29 litres
Folding lower bed 1,980mm x 1,080mm (200kg load capacity)
Grey water tank, with wayter level sensor: 23 litres
Interior blackout system: thermo mats for cab, roller blinds for tailgate and sliding doors, stowage bag between right C- and D-pillar
Interior lighting on pop-up roof, tailgate & summer kitchen and ambient lighting in roof frame
Kitchenette with versatile folding table and 230-V socket, in Platin Sandwich (upper cupboard) and Platin Raven (lower cupboard)
Outdoor cold shower and attachemt, accessible via the tailgate
Roof top bed 2,054mm x 1,137mm (200kg load capacity)

Wheels

17" "Dundrod" alloy wheels, in silver

Driver assistance and safety features

Central locking system with the "Keyless Start" and "Keyless Entry", with SAFELOCK
Front and rear parking sensors with park assist
Heated front windscreen
Rear view camera

California Ocean (in addition to Coast)

Exterior features

Black gloss painted trim between the headlights with two chrome trims
Power latching tailgate
Sliding door, left and right side, with power latching system
Sliding window with fly screen in passenger compartment, left and right
Tailgate with power latching system

Interior features

Ambient interior lighting
"Dark Silver Brushed" decorative inserts
Kitchenette with versatile folding table, 230-V socket and roof storage compartment, in Frizo Sandwich (upper cupboard) and Platin Raven (lower cupboard)
Seat heater for seats in cab, left and right, separately controllable
Textile floor mats in the cab
Two-tone fabric seat covers in "Mélange" design, with California lettering
Wood-look floor covering

Infotainment

Discover Pro navigation system with 25.4 cm (10-inch) colour touch screen incl. Streaming & Internet and DAB+

Wheels

18" "Toshima" Alloy wheels, in silver

Driver assistance and safety features

Advanced high beam control
Alternator 180 A\*
Camper parking heater for continuous operation and parking heater for windscreen de-icing\*
Darkened LED rear combination lamps
Driving mode selection
Dynamix headlight range control, with cornering light
Heated leather-covered multifunction steering wheel with paddles
IQ. Light LED matrix headlights
Lockable illuminated glove compartment
Travel Assist

\* on TDI & TSI Ocean models only.

# Alloy wheels

01 'Syrakus' alloy wheels  
6½J x 16. In Silver with 215/65 R16 tyres.  
| B |

02 'Dundrod' alloy wheels  
6½J x 17. In Silver with 235/55 R17 tyres.  
| C | B |

03 'Dundrod' alloy wheels  
6½J x 17. In Black with diamond-turned surface. 235/55 R17 tyres.  
| C |

04 'Toshima' alloy wheels  
7½J x 18. In Silver with 235/50 R18 tyres.  
| O |

05 'Toshima' alloy wheels  
7½J x 18. In Gloss Black with 235/50 R18 tyres.  
| O |

06 'Toshima' alloy wheels  
7½J x 18. In Anthracite with 235/50 R18 tyres.  
(not shown)  
| O |

07 'Halmstadt' alloy wheels  
8J x 19. In Black with 245/45 R19 tyres.  
| O |

# 16"



01

# 17"



02



03

# 18"



04



05

# 19"



07

Standard Optional at extra cost | B | Beach | C | Coast | O | Ocean

Detailed information regarding tyre efficiency labelling and technical specifications on all potential tyre fitments can be found by visiting the Volkswagen Commercial Vehicles online car configurator at [www.volkswagen-vans.co.uk/en/configurator.html](http://www.volkswagen-vans.co.uk/en/configurator.html)

# Paintwork

The paint finish options – 10 exterior colours and 3 two-tone combinations, roof in body colour or contrasting black available.

## Single-colour paint finishes



Candy White



Medium Blue Metallic



Monosilver Metallic



Indium Grey Metallic



Fortana Red Metallic



Deep Black Pearl Effect

## Single-colour paint finishes, roof in Deep Black Pearl Effect



Candy White



Medium Blue Metallic



Monosilver Metallic



Indium Grey Metallic



Fortana Red Metallic



Copper Bronze Metallic

# Paintwork (continued)

Single-colour paint finishes, roof in Deep Black Pearl Effect



Energetic Orange Metallic

Two-tone paint finishes



Monosilver Metallic/Energetic Orange Metallic

Two-tone paint finishes, roof in Deep Black Pearl Effect



Monosilver Metallic/Energetic Orange Metallic



Starlight Blue Metallic



Candy White/Starlight Blue Metallic



Candy White/Starlight Blue Metallic



Pure Grey



Deep Black Pearl Effect/Fortana Red Metallic


# Roof paint and bellows

Exterior paintwork	Roof paint	Pr-No.	Bellow options
<b>Solid paint finishes</b>			
Candy White	Deep Black Pearl Effect	B42T	Toffee Brown, Glacier Blue, Basalt Grey
	Candy White	B4B4	
Pure Grey	Deep Black Pearl Effect	J22T	Toffee Brown, Glacier Blue, Basalt Grey
<b>Metallic paint finishes</b>			
Monosilver Metallic	Deep Black Pearl Effect	K92T	Toffee Brown, Glacier Blue, Basalt Grey
	Monosilver Metallic	K9K9	
Fortana Red Metallic	Deep Black Pearl Effect	I92T	Toffee Brown, Glacier Blue, Basalt Grey
	Fortana Red Metallic	I9I9	
Medium Blue Metallic	Deep Black Pearl Effect	Y52T	Toffee Brown, Glacier Blue, Basalt Grey
	Medium Blue Metallic	Y5Y5	
Indium Grey Metallic	Deep Black Pearl Effect	X32T	Toffee Brown, Glacier Blue, Basalt Grey
	Indium Grey Metallic	X3X3	
Copper Bronze Metallic	Deep Black Pearl Effect	5A2T	Toffee Brown, Glacier Blue, Basalt Grey
Energetic Orange Metallic	Deep Black Pearl Effect	4M2T	Toffee Brown, Glacier Blue, Basalt Grey
Starlight Blue Metallic	Deep Black Pearl Effect	3S2T	Toffee Brown, Glacier Blue, Basalt Grey
<b>Pearl effect paint finishes</b>			
Deep Black Pearl Effect	Deep Black Pearl Effect	2T2T	Toffee Brown, Glacier Blue, Basalt Grey
<b>Two-tone paint finished</b>			
Monosilver Metallic/ Energetic Orange Metallic	Deep Black Pearl Effect	9214	Toffee Brown, Basalt Grey
	Monosilver Metallic	9216	
Candy White/ Starlight Blue Metallic	Candy White	9530	Glacier Blue, Basalt Grey
	Deep Black Pearl Effect	9015	
Deep Black Pearl Effect/ Fortana Red Metallic	Deep Black Pearl Effect	9336	Basalt Grey

## Bellows


Manual pop-up roof, bellow in Basalt Grey (standard equipment)

Electro-hydraulic pop-up roof, bellow in Toffee Brown, Glacier Blue or Basalt Grey available



# California seat covers

The California seat cover "Mélange"



\* High-quality seat fabric made from recycled polyester.

# Decorative inserts

Decorative inserts for California Coast\*



Decorative inserts for California Ocean



\* Standard equipment for California Coast, optional equipment for California Ocean.

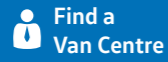
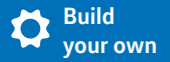
# Engine and gearbox data

### Engine specifications

	2.0TDI 150PS	2.0TSI 204PS	1.5 eHybrid 245PS 4Motion
Engine type	Diesel, transverse, water-cooled, in-line, variable turbine geometry turbocharger with intercooler	Petrol, transverse, water-cooled, in-line, variable turbine geometry turbocharger with intercooler	Petrol, transverse, water-cooled, in-line, variable turbine geometry turbocharger with intercooler
Battery	-	-	19.7kWh lithium-ion
Mixture preparation/injection method	Common-rail, direct injection	Petrol, direct injection	Petrol, direct injection
EU exhaust emission standard	Euro 6d-ISC-FCM (AQ)	Euro 6d-ISC-FCM (AQ)	Euro 6 EB
Number of cylinders	4	4	4
Cubic capacity	1,968cc	1,984cc	1,498cc
Output, PS at rpm	150 @ 3,000 - 3,750	204 @ 5,000 - 6,550	245 @ 5,000 - 6,550
Torque, max. Nm at rpm	360 @ 1,600 - 2,750	320 @ 1,600 - 4,350	250 @ 1,500 - 4,000
Fuel tank capacity	58 litre	60 litre	45 litre
7-speed dual clutch gearbox [DSG]	●	●	●
Front-wheel drive	●	●	-
All-wheel drive	○	○	●
Alternator	TBA A	TBA A	TBA A
Battery	68 Ah (380 A)	68 Ah (380 A)	68 Ah (380 A)

● Standard ○ Available - Not available

Charging	Socket	Charge time (approx.)*
AC current - Public charger (up to 11kW)	Type 2	2.5 hours 0-100%
DC current - Rapid charger (up to 40kW)	CCS	26 minutes 10-80%



# Fuel consumption, performance and emissions

Engine/transmission	RDE2 Compliant	Combined CO <sub>2</sub> emissions, g/km <sup>1</sup> , Max. (worst case) Combined CO <sub>2</sub> emissions, g/km <sup>1</sup> , Min. (best case)	Combined fuel consumption mpg <sup>1</sup> , Min. (worst case) Combined fuel consumption mpg <sup>1</sup> , Max. (best case)	Combined fuel consumption (ltr/100km) <sup>1</sup> , Max. (worst case) Combined fuel consumption (ltr/100km) <sup>1</sup> , Min. (best case)	Combined Electric Range, miles (WLTP)	City Electric Range, miles (WLTP) <sup>1</sup>	Acceleration, seconds 0 - 62mph	Top speed, mph (where law permits)
<b>California Beach Camper</b>								
150PS 2.0 TDI 7-Speed DSG	Yes	182 - 176	40.9 - 42.2	6.9 - 6.7	-	-	12.4	117
245PS eHybrid 1.5 TSI 6-Speed DSG 4MOTION	Yes	70 - 67	91.4 - 95.6	3.1 - 3.0	53.4	59.0	TBC	124
<b>California Coast</b>								
150PS 2.0 TDI 7-Speed DSG	Yes	183 - 178	40.7 - 41.5	7.0 - 6.8	-	-	12.6	117
204PS 2.0 TSI 7-Speed DSG	Yes	214 - 208	30.2 - 31.0	9.4 - 9.1	-	-	10.0	124
245PS eHybrid 1.5 TSI 6-Speed DSG 4MOTION	Yes	71 - 68	89.7 - 93.7	3.1 - 3.0	52.8	57.8	TBC	124
<b>California Ocean</b>								
150PS 2.0 TDI 7-Speed DSG	Yes	183 - 179	40.7 - 41.5	7.0 - 6.8	-	-	12.6	117
204PS 2.0 TSI 7-Speed DSG	Yes	213 - 209	30.2 - 30.7	9.4 - 9.2	-	-	10.0	124
245PS eHybrid 1.5 TSI 6-Speed DSG 4MOTION	Yes	71 - 69	90 - 93	3.1 - 3.0	52.2	57.2	TBC	124

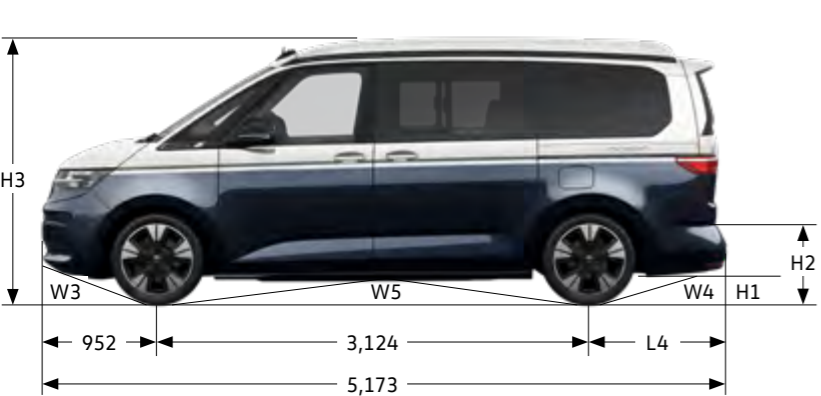
<sup>1</sup> Figures shown are for comparability purposes; only compare fuel consumption and CO<sub>2</sub> figures with other vehicles tested to the same technical procedures. These figures may not reflect real life driving results, which will depend upon a number of factors including the accessories fitted (post-registration), variations in weather, driving styles and vehicle load. Data correct at 26.6.2023. Figures quoted are for a range of configurations (including non-UK) and are subject to change due to ongoing approvals/changes. Please consult your authorised Volkswagen Van Centre for further information.

RDE2 refers to Real Driving Emissions Step 2.



# Dimensions

		California
H1	Ground clearance – mm	162
H2	Load sill over stationary level – mm	583 (563)
H3	Vehicle height – mm	1,972
L4	Overhang – mm	1,097
W1	Width – mm	1,941
W2	Width including mirrors – mm	2,252
W3/W4	Approach and departure angle, front/rear – degrees	18.0/13.2 (16.1/13.1)
W5	Ramp angle (with lowered chassis) – degrees	11.8 (10.8)
	Vehicle length with trailer hitch – mm	5,276
	Side sliding doors, width (with electric sliding door) x height – mm	931 (900) x 1,173
	Tailgate, width x height – mm	1,312 x 1,169
	Minimum turning circle, approx. – m	12.1



\* Interior dimensions demonstrated on Beach Camper trim.

# Weights

Engine/transmission	Gross vehicle weight, kg	Axle load limit, front/rear, kg	Trailer weight braked 12%/unbraked, kg	Gross train weight, kg	Unladen weight <sup>1</sup> , kg	Payload <sup>2</sup> , kg
<b>California Beach Camper</b>						
150PS 2.0 TDI 7-Speed DSG	2,850	1,510 / 1,450	2,000 / 750	4,850	2,383	467
245PS eHybrid 1.5 TSI 6-Speed DSG 4MOTION	2,980	1,563 / 1,580	1,570 / 750	4,550	2,611	369
<b>California Coast</b>						
150PS 2.0 TDI 7-Speed DSG	2,850	1,510 / 1,450	2,000 / 750	4,850	2,447	403
204PS 2.0 TSI 7-Speed DSG	2,850	1,510 / 1,450	2,000 / 750	4,850	2,397	453
245PS eHybrid 1.5 TSI 6-Speed DSG 4MOTION	2,980	1,563 / 1,580	1,570 / 750	4,550	2,672	308
<b>California Ocean</b>						
150PS 2.0 TDI 7-Speed DSG	2,850	1,510 / 1,450	2,000 / 750	4,850	2,468	382
204PS 2.0 TSI 7-Speed DSG	2,850	1,510 / 1,450	2,000 / 750	4,850	2,425	425
245PS eHybrid 1.5 TSI 6-Speed DSG 4MOTION	2,980	1,563 / 1,580	1,570 / 750	4,550	2,693	287

1 Unladen weight includes approximately 90% fuel load and 75kg for driver.

2 Payload = gross vehicle weight minus unladen weight. Quoted weights are for vehicles with standard specification.

Unladen weight and payload may be influenced by trimline, factory options and Van Centre fitted accessories.

Roof load limit: 100kg (with two roof carriers) or 150kg (with at least four roof carriers). Trailer nose weight: 80kg.

Maximum roof bed load: 200kgs.



# Model prices

Image shown is for illustrative purposes only. Vehicle shown is not UK specification.

* Manufacturer's on the road (OTR) package	M1SP Beach Camper eHybrid	M1SP ICE/ Beach Camper eHybrid	M1 Coast and Ocean eHybrids
Delivery to Van Centre	£835.00	£835.00	£835.00
Number plates	£20.00	£20.00	£20.00
VAT	£171.00	£171.00	£171.00
First registration fee	£55.00	£55.00	£55.00
Vehicle excise duty (VED) 1st	£230.00	£375.00	£135.00
Basic OTR price (exc. VAT)	£1,140.00	£1,285.00	£1,045.00
<b>Total OTR price (inc. VAT)</b>	<b>£1,301.00</b>	<b>£1,441.00</b>	<b>£1,211.00</b>

Coast and Ocean eHybrid models are classified as passenger cars for Vehicle Excise Duty. Beach eHybrid and the conventional petrol and diesel models are classified as Camper vans for Vehicle Excise Duty. Note: Beach and Ocean eHybrid models with a list price exceeding £40,000 (including factory installed options, delivery charge, number plates and VAT) will pay an additional £410 plus the standard rate VED from year 2 to, and including, year 6. After the 6th year only the standard rate VED will apply

# Model prices

Model description	Type approval	Seats	Basic RRP exc. VAT	VAT	Total RRP inc. VAT	Total RRP inc. OTR* exc. VAT	Total RRP inc. OTR* inc. VAT
<b>California Beach Camper</b>							
California Beach Camper 150PS 2.0 TDI 7-Speed DSG	M1 SP Camper	5	£52,480.00	£10,496.00	<b>£62,976.00</b>	£53,765.00	<b>£64,432.00</b>
California Beach Camper 245PS eHybrid 1.5 TSI 6-Speed DSG 4MOTION	M1 SP Camper	4	£59,305.00	£11,861.00	<b>£71,166.00</b>	£60,445.00	<b>£72,477.00</b>
<b>California Coast</b>							
California Coast 150PS 2.0 TDI 7-Speed DSG	M1 SP Camper	4	£58,570.00	£11,714.00	<b>£70,284.00</b>	£59,855.00	<b>£71,740.00</b>
California Coast 204PS 2.0 TSI 7-Speed DSG	M1 SP Camper	4	£61,040.00	£12,208.00	<b>£73,248.00</b>	£62,325.00	<b>£74,704.00</b>
California Coast 245PS eHybrid 1.5 TSI 6-Speed DSG 4MOTION	M1 Car	4	£65,395.00	£13,079.00	<b>£78,474.00</b>	£66,440.00	<b>£79,690.00</b>
<b>California Ocean</b>							
California Ocean 150PS 2.0 TDI 7-Speed DSG	M1 SP Camper	4	£64,410.00	£12,882.00	<b>£77,292.00</b>	£65,695.00	<b>£78,748.00</b>
California Ocean 204PS 2.0 TSI 7-Speed DSG	M1 SP Camper	4	£66,880.00	£13,376.00	<b>£80,256.00</b>	£68,165.00	<b>£81,712.00</b>
California Ocean 245PS eHybrid 1.5 TSI 6-Speed DSG 4MOTION	M1 Car	4	£71,235.00	£14,247.00	<b>£85,482.00</b>	£72,280.00	<b>£86,698.00</b>

**Volkswagen Commercial Vehicles may change RRP's at any time (this includes where there are government changes in regulation and/or legislation). There may be a delay to any RRP displaying correctly on our materials. Always obtain prices from your chosen authorised Van Centre.**

Beach and Ocean eHybrid models are classified as passenger cars for Vehicle Excise Duty. Beach eHybrid and the conventional petrol and diesel models are classified as Camper vans for Vehicle Excise Duty.

Note: Beach and Ocean eHybrid models with a list price exceeding £40,000 (including factory installed options, delivery charge, number plates and VAT) will pay an additional £410 plus the standard rate VED from year 2 to, and including, year 6. After the 6th year only the standard rate VED will apply.

1 Figures shown are for comparability purposes; only compare fuel consumption and CO<sub>2</sub> figures with other vehicles tested to the same technical procedures. These figures may not reflect real life driving results, which will depend upon a number of factors including the accessories fitted (post-registration), variations in weather, driving styles and vehicle load. Data correct at 06.11.2024. Figures quoted are for a range of configurations (including non-UK) and are subject to change due to ongoing approvals/changes. Please consult your authorised Volkswagen Van Centre for further information.

# Options

Paint	PR Code	Beach Camper		Coast		Ocean	
		Basic exc. VAT	Total RRP inc. VAT	Basic exc. VAT	Total RRP inc. VAT	Basic exc. VAT	Total RRP inc. VAT
<b>Solid.</b> Candy White (B4B4).	As shown	○	○	○	○	○	○
<b>Solid with black roof.</b> Pure Grey roof in Deep Black Pearl (J22T), Candy White roof in Deep Black Pearl (B42T).	As shown	£300.00	£360.00	£300.00	£360.00	£300.00	£360.00
<b>Metallic.</b> Fortana Red (I9I9), Monosilver (K9K9), Indium Grey (X3X3), Medium Blue (Y5Y5).	As shown	£830.00	£996.00	£830.00	£996.00	£820.00	£996.00
<b>Pearl Effect.</b> Deep Black Pearlescent (2T2T).	As shown	£830.00	£996.00	£830.00	£996.00	£830.00	£996.00
<b>Metallic with black roof.</b> Reflex Silver (8E2T), Starlight Blue (3S2T), Copper Bronze (5A2T), Energetic Orange (4M2T), Indium Grey (X32T), Monosilver (K92T), Medium Blue (Y52T), Fortana Red (I92T).	As shown	£1,165.00	£1,398.00	£1,165.00	£1,398.00	£1,165.00	£1,398.00
<b>Two-tone paint, upper/lower.</b> Candy White/Starlight Blue (9530), Monosilver/Energetic Orange (9216), Deep Black Pearlescent/Fortana Red (9336). In combination with QJ1 Chrome strips on side and rear at no extra cost.	As shown	£2,485.00	£2,982.00	£2,485.00	£2,982.00	£2,485.00	£2,982.00
<b>Two tone paint with black roof, upper/lower.</b> Candy White/Starlight Blue (9015), Monosilver/Energetic Orange (9214).	As shown	£2,785.00	£3,342.00	£2,785.00	£3,342.00	£2,785.00	£3,342.00
<b>Interior</b>							
<b>Roof Bellows - Toffee brown.</b> Pop-up roof electrohydraulically operated, with 3 windows and a front opening, bellows in brown. Incl. roof bed with spring plates, USB socket, LED lighting and child safety net in alternative bellows colour.	J15	-	-	£745.00	£894.00	£745.00	£894.00
<b>Roof Bellows- Glacier Blue.</b> Pop-up roof electro-hydraulically operated, with 3 windows and a front opening, bellows in blue. Incl. roof bed with spring plates, USB socket, LED lighting and child safety net in alternative bellows colour.	J14	-	-	£745.00	£894.00	£745.00	£894.00
<b>"Bright Dots" cloth seat upholstery.</b> Bi-colour seat covers in fabric.	NOA	●	●	-	-	-	-
<b>'Ribella' cloth seat upholstery.</b> Bi-colour seat covers in fabric.	NOB	-	-	●	●	-	-
<b>'Mélange' cloth seat upholstery.</b> Bi-colour seat covers in fabric.	NOD	-	-	-	-	●	●
<b>Seat trim covers in ArtVelours.</b> Bi-colour seat covers, seat centre panels in micro-fleece "ArtVelours", seat bolsters in smooth leather look. 4A3 heated seats required at additional cost on Beach and Coast models.	N2S	£1,040.00	£1,248.00	£1,040.00	£1,248.00	£1,040.00	£1,248.00
<b>Heated leather multifunctional steering wheel with paddles.</b> 616 Travel Assist at additional cost.	2FT	£205.00	£246.00	-	-	●	●
<b>Charging cable, mode 2, Type 2 to 3 Pin Plug (10A).</b> eHybrid model only.	70D	○	○	○	○	○	○

● Standard - Not available ○ At no extra cost

Where additional equipment is required by chosen options, this will be at additional cost. See the relevant option for recommended pricing or consult your local authorised Van Centre. Some options may not be compatible with other options. To check the availability of your chosen options, please use our configurator or consult your local authorised Van Centre.

**Volkswagen Commercial Vehicles may change RRP's at any time (this includes where there are government changes in regulation and/or legislation). There may be a delay to any RRP displaying correctly on our materials. Always obtain prices from your chosen authorised Van Centre.**

# Options (continued)

Camper	PR Code	Beach Camper		Coast		Ocean	
		Basic exc. VAT	Total RRP inc. VAT	Basic exc. VAT	Total RRP inc. VAT	Basic exc. VAT	Total RRP inc. VAT
<b>Camper parking heater for continuous operation and parking heater for windshield defrosting with radio remote control.</b> Fuel-powered air auxiliary heater for the driver's and passenger area and fuel-powered additional heater for windshield defrosting. Flexible control via camper unit, app, or radio remote control. Replaces standard heating systems (7VC/7VB). Not available on eHybrid models.	7VH	£1,520.00	£1,824.00	£1,520.00	£1,824.00	●	●
<b>Ocean Kitchen cupboards in 'Graphite Grey' slate-effect.</b> Ocean kitchen with outdoor folding table for cooking and roof storage box.	II5	-	-	-	-	£150.00	£180.00
<b>Black awning on right side.</b> Replaces the standard awning on the left side.	NF1	○	○	○	○	○	○
<b>Comfort and convenience</b>							
<b>Climatronic 3-zone air conditioning system.</b>	9AH	£1,070.00	£1,284.00	●	●	●	●
<b>Heated front seats.</b> Seat heating separately adjustable.	4A3	£385.00	£462.00	£385.00	£462.00	●	●
<b>Camper interior lighting.</b> Lighting in the pop-up roof, tailgate, and apron lighting on the sliding door entry.	9CI	£295.00	£354.00	-	-	-	-
<b>Sliding doors including power latching, left and right.</b>	ZT0	-	-	£355.00	£426.00	●	●
<b>Power sliding doors, left and right.</b>	PT1	£1,115.00	£1,338.00	-	-	-	-
<b>Power sliding doors, left and right with Easy Open and Easy close feature.</b> This function enables the powered sliding door to be conveniently opened by a targeted foot movement.	PT2	-	-	£1,220.00	£1,464.00	£1,015.00	£1,218.00
<b>Velour floor mats in the front.</b>	OTC	£35.00	£42.00	£35.00	£42.00	●	●
<b>Travel Assist.</b> Enables semi-automated driving and thus increases long-distance comfort.	6I6	£400.00	£480.00	£400.00	£480.00	●	●
<b>Proactive passenger protection system.</b> Tensioning of the front seat belts, closing of electric windows, closing of optional panoramic sunroof and preconditioning of brake systems should a critical driving situation be detected.	7W7	£150.00	£180.00	£150.00	£180.00	£150.00	£180.00
<b>Information &amp; technology</b>							
<b>Navigation system "Discover Pro".</b> Discover Pro Navigation System with 10" display. "We Connect Plus" at no extra cost.	7UY	£760.00	£912.00	£760.00	£912.00	●	●

● Standard - Not available ○ At no extra cost

Where additional equipment is required by chosen options, this will be at additional cost. See the relevant option for recommended pricing or consult your local authorised Van Centre. Some options may not be compatible with other options. To check the availability of your chosen options, please use our configurator or consult your local authorised Van Centre.

**Volkswagen Commercial Vehicles may change RRP's at any time (this includes where there are government changes in regulation and/or legislation). There may be a delay to any RRP displaying correctly on our materials. Always obtain prices from your chosen authorised Van Centre.**

# Options (continued)

		Beach Camper		Coast		Ocean	
	PR Code	Basic exc. VAT	Total RRP inc. VAT	Basic exc. VAT	Total RRP inc. VAT	Basic exc. VAT	Total RRP inc. VAT
<b>Driver assistance</b>							
<b>Basic Parking Package.</b> Contains 7X5. Park Assist with front and rear parking sensors and KA2 rear view camera.	P2F	£365.00	£438.00	●	●	●	●
<b>Advanced Parking Package.</b> Contains 7X5 park assist with front and rear parking sensors, KA6 With front and rear view camera system and two side cameras.	P2G	£830.00	£996.00	£830.00	£996.00	£640.00	£768.00
<b>Adaptive Chassis Control DCC.</b> Contains 1BL Adaptive Chassis Control DCC, 2I0 Driving Mode selection for Adaptive Chassis Control DCC. Z0C 17" "Dundrod" Alloy wheels in silver required at additional cost on Beach Camper TDI model.	Z7A	£1,140.00	£1,350.00	£1,140.00	£1,350.00	£1,140.00	£1,350.00
<b>Exterior</b>							
<b>Chrome strips on side and rear.</b>	QJ1	○	○	○	○	○	○
<b>Sliding windows with fly screens in the sliding door, including privacy glass in the rear.</b> Contains QC1 Privacy glass (65% tint), 4FJ Sliding window with fly screen in passenger compartment left, 4JJ Sliding window with fly screen passenger compartment right.	Z8C	£255.00	£306.00	£255.00	£306.00	●	●
<b>Heated windscreen.</b> Front window in laminated safety glass, heat and noise-insulating.	4GX	£235.00	£282.00	●	●	●	●
<b>Mud flaps.</b> Front and rear.	6N2	£150.00	£180.00	£150.00	£180.00	£150.00	£180.00
<b>Tailgate with power latching.</b> Tailgate with window aperture and power latching.	ZEA	£105.00	£126.00	£105.00	£126.00	●	●
<b>Safety &amp; security</b>							
<b>Retractable tow bar, with electric release.</b>	1M6	£800.00	£960.00	£800.00	£960.00	£800.00	£960.00
<b>Trailer Assist Plus with Trailer Hitch.</b> Contains 7X5 Park assist with front and rear parking sensors, KA2 Rear view camera, 1M9 Trailer hitch, mechanically swivelling and electrically releasable with trailer maneuvering system. Not available in conjunction with 1M6.	Z2Q	£1,370.00	£1,620.00	£1,370.00	£1,620.00	£1,370.00	£1,620.00
<b>4 remote control folding keys.</b>	8QM	£60.00	£72.00	£60.00	£72.00	£60.00	£72.00
<b>Keyless Advanced.</b> Central locking with keyless locking and starting system "Keyless Advanced" with safe lock.	4K6	£395.00	£474.00	●	●	●	●
<b>Fire extinguisher.</b>	6A6	£110.00	£132.00	£110.00	£132.00	£110.00	£132.00

● Standard – Not available ○ At no extra cost

Where additional equipment is required by chosen options, this will be at additional cost. See the relevant option for recommended pricing or consult your local authorised Van Centre. Some options may not be compatible with other options. To check the availability of your chosen options, please use our configurator or consult your local authorised Van Centre.

**Volkswagen Commercial Vehicles may change RRP's at any time (this includes where there are government changes in regulation and/or legislation). There may be a delay to any RRP displaying correctly on our materials. Always obtain prices from your chosen authorised Van Centre.**

# Options (continued)

Wheels & tyres	PR Code	Beach Camper		Coast		Ocean	
		Basic exc. VAT	Total RRP inc. VAT	Basic exc. VAT	Total RRP inc. VAT	Basic exc. VAT	Total RRP inc. VAT
<b>17" "Dundrod" alloy wheels, in silver.</b> 6.5J x17, includes tyres 235/55 R17 103H XL, low rolling resistance and lockable wheel bolts. Standard on Beach Camper eHybrid model.	Z0C	£710.00	£852.00	●	●	-	-
<b>17" "Dundrod" light-alloy wheels, in black, black diamond turned finish.</b> 6.5J x17, includes tyres 235/55 R17 103H XL, low rolling resistance and lockable wheels bolts.	Z0D	-	-	£405.00	£486.00	-	-
<b>18" "Toshima" alloy wheels, in anthracite.</b> 7.5J x18, includes tyres 235/50 R18 101H XL, low rolling resistance and lockable wheel bolts.	Z0F	-	-	-	-	£255.00	£306.00
<b>18" "Toshima" alloy wheels, glossy black.</b> 7.5J x18, includes tyres 235/50 R18 101H XL, low rolling resistance and lockable wheel bolts.	Z0H	-	-	-	-	£305.00	£366.00
<b>19" "Halmstadt" light-alloy wheels, in black, high-sheen finish.</b> 8J x19, includes tyres 245/45 R19 102H XL, low rolling resistance and lockable wheel bolts.	Z0G	-	-	-	-	£865.00	£1,038.00
<b>All season tyres 235/55 R17 103H xl.</b> Only available with 17 inch alloy selection.	H3G	£220.00	£264.00	£220.00	£264.00	-	-
<b>All season tyres 235/50 R18 101H xl.</b> Only available with 18 inch alloy selection.	J61	-	-	-	-	£220.00	£264.00
<b>Light-alloy spare wheel.</b> Only available with 7VL Parking heater for windshield defrosting and heating/ventilation of the cab with radio remote control (Replaces standard heating systems 7VC/7VB if selected) and 1S5 Tool kit, jack and Tyre Mobility Set at no extra cost. Not available on eHybrid models.	1G3	£270.00	£324.00	-	-	-	-
<b>Tool kit, jack and Tyre Mobility Set.</b> 1G3 Light alloy spare wheel required at additional cost. Not available on eHybrid models.	1S5	£45.00	£54.00	-	-	-	-

● Standard - Not available ○ At no extra cost

Where additional equipment is required by chosen options, this will be at additional cost. See the relevant option for recommended pricing or consult your local authorised Van Centre. Some options may not be compatible with other options. To check the availability of your chosen options, please use our configurator or consult your local authorised Van Centre.

**Volkswagen Commercial Vehicles may change RRP's at any time (this includes where there are government changes in regulation and/or legislation). There may be a delay to any RRP displaying correctly on our materials. Always obtain prices from your chosen authorised Van Centre.**

# The California

This brochure supersedes all previous publications.

Issue: 01 April 2026

[www.volkswagen-vans.co.uk](http://www.volkswagen-vans.co.uk)

Please note: Screen technology does not allow exact reproduction of the paint and upholstery colours. Some of the vehicles shown are European specification and may be fitted with optional equipment or accessories that are available at extra cost, or do not reflect current specification. All data and specifications are in accordance with information available at the time of publication and are subject to change without notice. Vehicles not currently in UK stock and customer order vehicles may take a number of weeks for delivery. Certain combinations of vehicle specifications and factory-fitted options are not compatible and therefore all orders received are subject to confirmation. Models, factory fitted-options and paint and upholstery options are subject to availability. Please check details and availability with an authorised Volkswagen Tour Centre at the time of ordering.